



March 2010

Corporate Presentation

Disclaimer

No representation or warranty, express or implied, is made as to, and no reliance should be placed on, the fairness, accuracy, completeness or correctness of the information or opinions contained in this presentation. Such information and opinions are in all events not current after the date of this presentation. Certain statements made in this presentation may not be based on historical information or facts and may be "forward looking statements" based on the currently held beliefs and assumptions of the management of Aban Offshore Limited (the "Company"), which are expressed in good faith and in their opinion reasonable, including those relating to the Company's general business plans and strategy, its future financial condition and growth prospects and future developments in its industry and its competitive and regulatory environment.

Forward-looking statements involve known and unknown risks, uncertainties and other factors, which may cause the actual results, financial condition, performance or achievements of the Company or industry results to differ materially from the results, financial condition, performance or achievements expressed or implied by such forward-looking statements, including future changes or developments in the Company's business, its competitive environment and political, economic, legal and social conditions. Further, past performance is not necessarily indicative of future results. Given these risks, uncertainties and other factors, viewers of this presentation are cautioned not to place undue reliance on these forward-looking statements. The Company disclaims any obligation to update these forward-looking statements to reflect future events or developments.

This presentation is for general information purposes only, without regard to any specific objectives, financial situations or informational needs of any particular person. This presentation does not constitute an offer or invitation to purchase or subscribe for any securities of the Company by any person in any jurisdiction, including India and the United States. No part of it should form the basis of or be relied upon in connection with any investment decision or any contract or commitment to purchase or subscribe for any securities. The Company may alter, modify or otherwise change in any manner the content of this presentation, without obligation to notify any person of such change or changes. This presentation may not be copied or disseminated in any manner.



Aban Offshore Limited – Key Highlights

Promoted by Mr. M.A.Abraham in 1986, a first generation entrepreneur and has transformed into the largest Indian private offshore drilling company in India

Among the 10 largest offshore drilling service providers in the world based on number of rigs ⁽¹⁾

Operating in a recovering industry environment; Improved outlook for oil prices and drilling capex

Young and technically superior fleet from reputed yards; 45% of the fleet is less than 4 years old and most of the other rigs have undergone refurbishment in the last 3-4 years

Long term contracts at attractive rates; diverse client base comprising domestic and international oil and gas companies

Highly experienced management and operating team

Impressive historical revenue growth with higher EBITDA margin amongst certain operators; Strong order backlog of US\$ 2,058 million as on January 31, 2010

(1) Source: ODS-Petrodata Offshore Rig Monthly August 2009 and Company information.



Creating Value Through Continuous Growth

2009

- Took delivery of 4 new vessels (Deep Drill 6,7,8 and Aban VIII) in FY08-09
- Fleet of 19 offshore drilling rigs and 1 FPU placing AOL among the leading offshore drilling asset owners in the world

2009

2007

2007

- Completed 100% acquisition of Sinvest
- Aban Pearl added to portfolio

2006

2006

- Purchased Aban Abraham
- Acquired 40% in Norway based Sinvest for US\$2 billion
- Portfolio of 3 jack-ups rigs (Deep Drill 1, 2, 3), 5 jack-up rigs on order and a 50% interest in a drill ship Deep Venture

2005

2001

- Acquired Hitech Drilling Services, a Tata Group Company; portfolio of 4 rigs
- Enables AOL to enter the FPSO⁽¹⁾ business with the FPU 'Tahara' owned by Hitech

2005

- 2 jack-up rigs (Aban V and Aban VI) and 1 drill ship (Aban Ice) added to portfolio
- Launched Aban Singapore Pte Ltd. (ASPL) as a vehicle for international operations
- Placed order for a new premium jack-up rig Aban VIII

1994

- Investment in renewable energy (wind)
- Current capacity of 68.5 MW

1994

1992

- Acquired a 300-ft. jack-up rig from Mahindra & Mahindra

1992

1986

- Aban Offshore Limited ("AOL") established

1986

1987

1987

- Launch of contract drilling services; contract with ONGC for 2 jack-up drilling rigs

(1) FPSO – Floating production, storage and offloading.

Research Views

9% growth in spending likely in 2010, driven by NOCs. Oil price stabilization and cost reductions have been the main determinants for the spending. Oil price is in the high end of the oil companies comfort zone at \$75/bbl, and the cost level has been reduced during 2009, leading the oil companies to revise their spending budgets upwards.

Upside potential in 2010 spending. Contrary to the 2009 E&P report released in August 2009, the potential is now on the upside. This is driven by the cash flow generated by the oil companies due to higher oil prices than budgeted.

Oil price expectations revised up. The oil companies have revised their oil price expectations up by 10% for 2010 to \$68/bbl and slightly upwards for 2011 and long-term. Price stabilization will be important to boost confidence.

- DnB Nor Markets, [●] February 2010

Current drilling economics, indications of interest in the marketplace and history all suggest that the market should tighten with pricing moving higher, especially relative to muted expectations.

- Deutsche Bank , 5 February 2010



Research Views

The oil price is up from 45 USD/bbls a year ago to the current level at around 70 USD/bbls. Announced budgets for 2010 so far point towards a baseline 6% increase in 2010 E&P spending. The independent oil companies are expected to increase spending by ~15%. National oil companies are likely to increase spending by around 5%, while majors are projected to be flat. In our view this bodes well for increased activity within jackups and midwater floaters, where the independents have a relatively higher market share than within ultra deepwater drilling.

- Pareto Securities, 10 February 2010

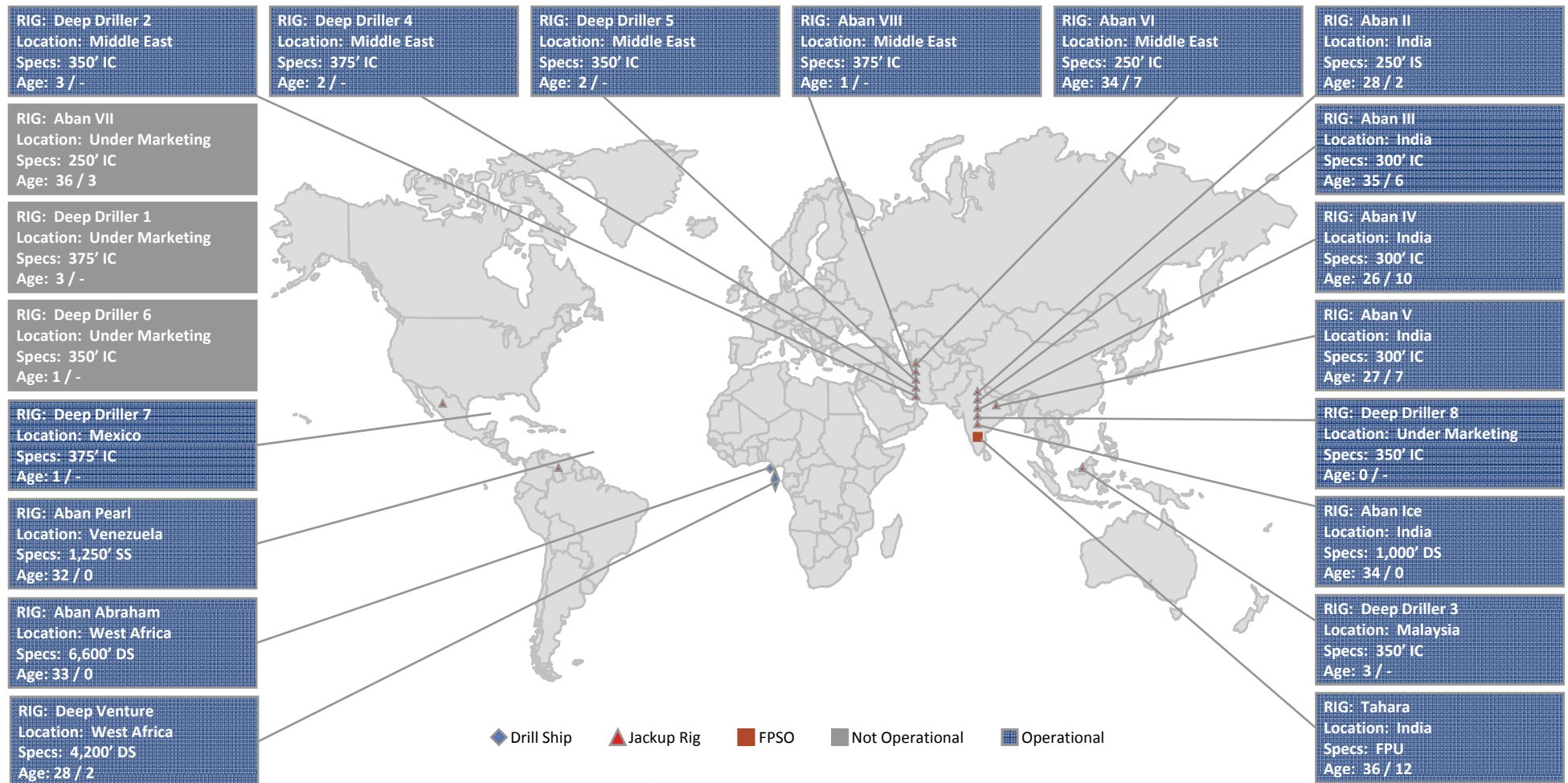
Recent acceleration in jackup fixtures to normal levels, faster than anticipated, can bring jackup utilization to 85% by mid-year and 95% by year-end. We expect jackup utilization above 85% to provide a backdrop for firmer pricing.

- Morgan Stanley, 19 February 2010



AOL's Fleet Located in Strategic Geographical locations

Aban owns and operates a young fleet with 9 new rigs built in 2006 or later; The fleet comprises 15 Offshore Jack-up Rigs, an FPSO, 3 Drill ships and an FPU.



Source: Company

Age: Number of years from manufacture date / Number of years from last refurbishment date



Strong Management & Operating Team

Senior Management	Designation		Key Operating Personnel	Designation	
Mr. V. S. Rao	Chairman	<ul style="list-style-type: none"> Experience: Over 42 years in the industry. A member of the board since 1991, was designated as Chairman of the Board in 2005 	Mr. A. P. S. Sandhu	Chief Operating Officer	<ul style="list-style-type: none"> Qualifications: Graduate in Engineering Experience: Over 30 years in drilling and oil field services. Prior to Aban he was working with ONGC
Mr. P. Murari	Vice Chairman	<ul style="list-style-type: none"> Experience: Senior positions in the Government of India and Government of the State of Tamil Nadu. He has been a member of the Board since 1996 	Mr. Larry Albert Noel Austin	Operations Manager Jackups	<ul style="list-style-type: none"> Qualifications: Graduate in Electrical Engineering (Northern Alberta Institute, Canada) Experience: Over 30 years in the drilling industry. Prior to Aban he has worked with Global Santa Fe, Seadrill, Dixilyn, Smedvig, Tera Nova & Texaco Global
Mr. Reji Abraham	Managing Director	<ul style="list-style-type: none"> Qualifications: Graduate in Engineering and a post graduate in Management Studies Experience: Over 16 years of experience in the Industry. Joined the Board in 1994 and was appointed as a whole-time director in 1997 and promoted to Managing Director in 2004 	Mr. S. Srinivasan	Vice President Corporate Planning	<ul style="list-style-type: none"> Qualifications: Graduate in Chemical Engineering (Indian Institute of Technology Chennai) and a Management graduate (Indian Institute of Management, Calcutta) Experience: Over 18 years in corporate finance, project financing and equity markets. Prior to Aban he was working with ICICI Bank
Mr. Satish Chandra Gupta	Director	<ul style="list-style-type: none"> Qualifications: Post graduate in Commerce Experience: Over 35 years in all the areas of banking. Prior to Aban, he was the head Punjab National Bank 	Mr. V. Ramasubramanian	General manager Business Development	<ul style="list-style-type: none"> Qualifications: Graduate in Technology in Mechanical Engineering, post graduate in Diploma Management Experience: Over 18 years in business development, marketing and operations in engineering industry. Prior to Aban he was working with ArcelorMittal
Mr. K. Bharathan	Director	<ul style="list-style-type: none"> Qualifications: Chartered Accountant Experience: Over 32 years in commercial and development banking and insurance 	Mr. Adrian Grey	QC HSE Manager	<ul style="list-style-type: none"> Qualifications: Graduate in Business Administration (Royal Military College UK) Experience: Over 37 years in the drilling industry in the field of compliance, quality, health and safety. Prior to Aban, he has worked with companies like IADC, Transocean, Amoco
Mr. K. M. Jaya Rao	Nominee Director ICICI Bank Ltd	<ul style="list-style-type: none"> Qualifications: Graduate in Engineering Experience: Over 27 years in banking 	Mr. Vijay Saheta	General Manager Finance	<ul style="list-style-type: none"> Qualifications: Chartered Accountant Experience: Over 19 years in accounts, taxation, insurance and finance
Mr. P. Venkateswaran	Deputy Managing Director	<ul style="list-style-type: none"> Qualifications: Graduate in Engineering (Indian Institute of Technology, Madras) Experience: Over 34 years in operations. He was appointed as Deputy Managing Director in 2007 	Mr. Narayanan Venkatramanan	General Manager Finance	<ul style="list-style-type: none"> Qualifications: Chartered Accountant Experience: Over 20 years in accounts, taxation and finance
Mr. C.P. Gopalkrishnan	Deputy Managing Director & Secretary	<ul style="list-style-type: none"> Qualifications: Chartered Accountant and a graduate in Law Experience: Over 28 years in finance. He was Appointed as Deputy Managing Director in 2007 and is an associate of Company Secretaries of India 	Mr. Alun Roberts	Operations Manager Floaters	<ul style="list-style-type: none"> Experience: Over 40 years in the drilling industry. Prior to Aban he has worked with companies like Global Santa Fe, Transocean, Robertson Research and IDC



AOL – Strategy For Future



Overview of Financial Performance

FY2009

Industry Events

- Sharp decline in oil prices from high of US\$147 / barrel to low of US\$35 / barrel
- Lack of funds for onward investment in E&P sector
- Reduction in rig leasing activity and impact on rates

AOL Progress

- Fleet Status**
- 4 new builds delivered
 - Aban Abraham upgradation project completed
 - 5 year contract for Aban Pearl
 - 2 new builds placed on long term contracts

- Others**
- 49% revenue growth over FY08

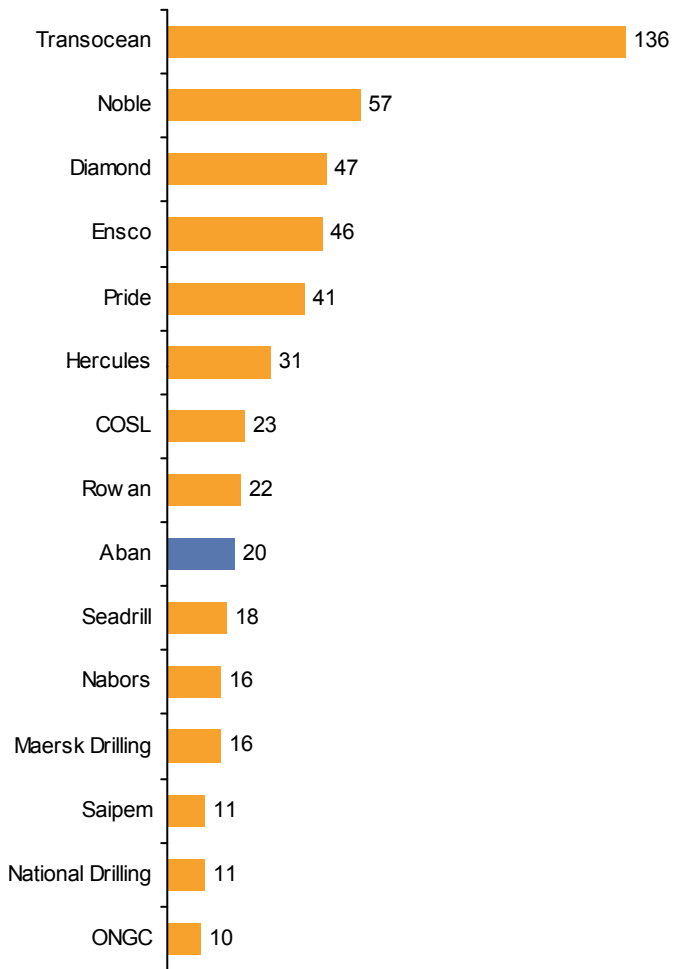
FY2010 Outlook

- Increase in drilling activity
 - Improvement in contract day rates
 - Global demand expected to rebound by ~7% in 2010 (largely led by non OPECD countries)
-
- Aban Ice refurbishment completed and contracted for 3 years
 - Long term contracts for 4 new builds
 - Aban Abraham and Aban Pearl commence their operations
-
- Debt refinancing resulting in debt maturities for longer term of upto 10 years

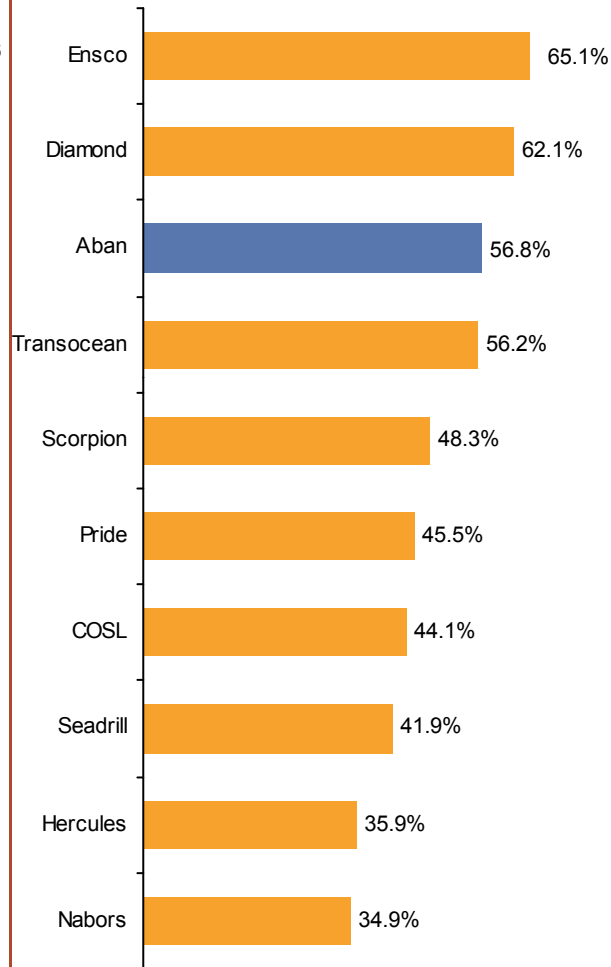


Benchmarking with Peers

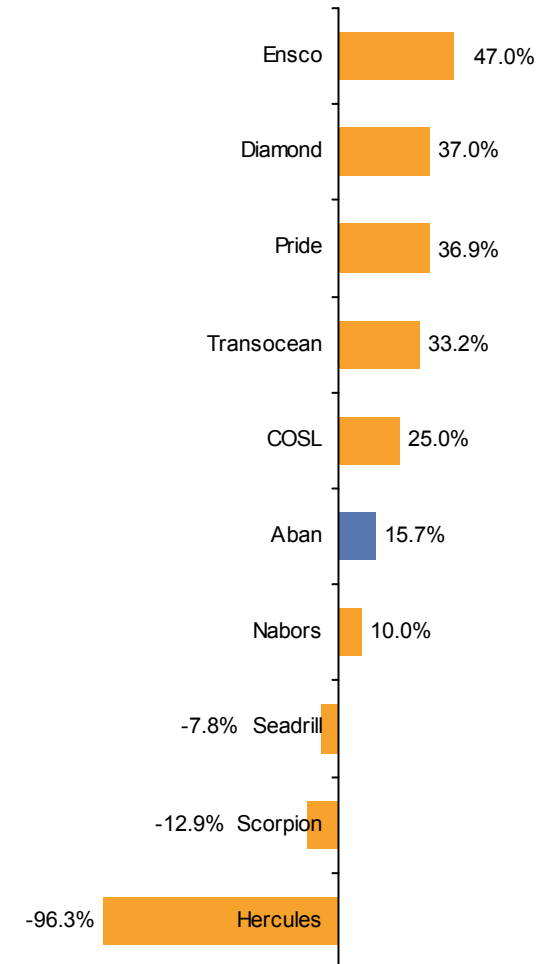
Fleet size ⁽¹⁾



EBITDA Margin ⁽²⁾



PAT Margin ⁽²⁾

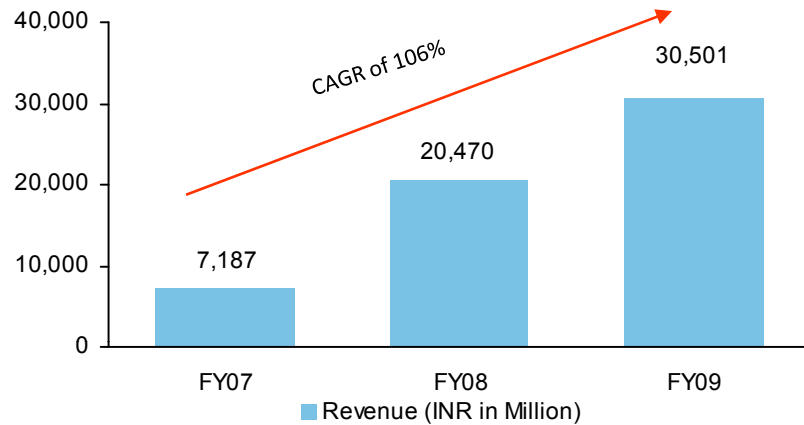


(1) Source: ODS-Petrodata Offshore Rig Monthly August 2009 and Company information
 (2) EBITDA and PAT margins for the last financial year ended from company annual reports

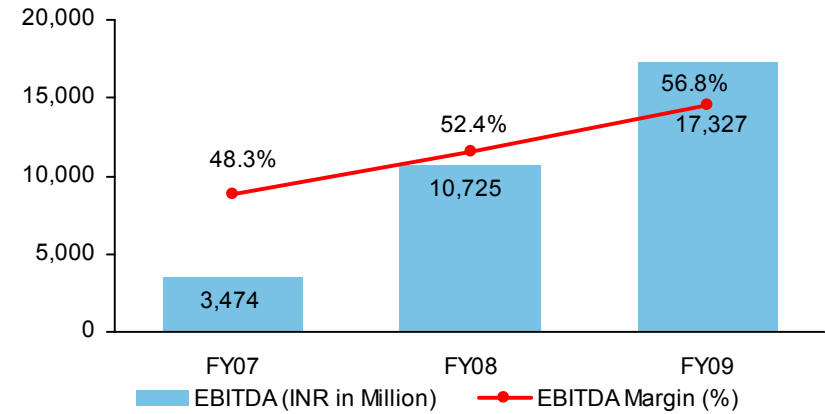


Historical Growth Overview – AOL Consolidated

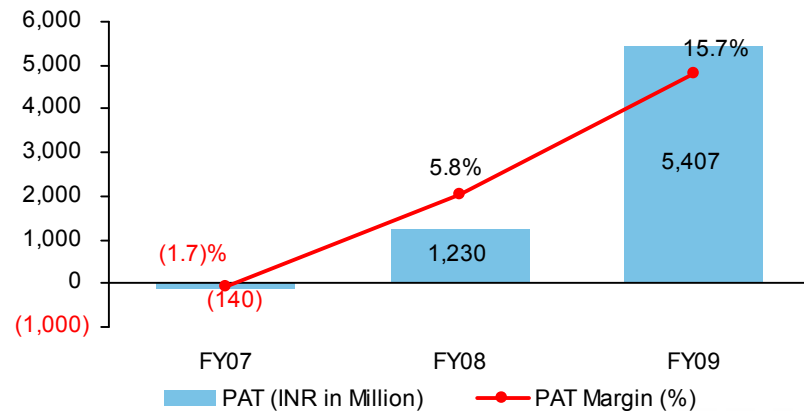
Revenue (1)



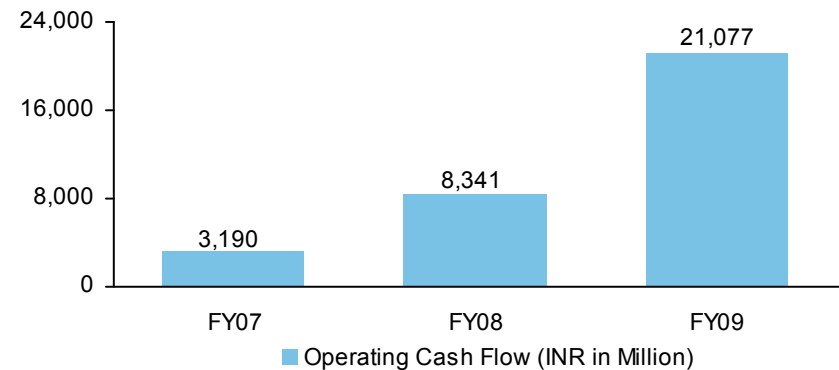
EBITDA and EBITDA Margin (1)



Profit After Tax (2)



Operating Cash Flow (3)



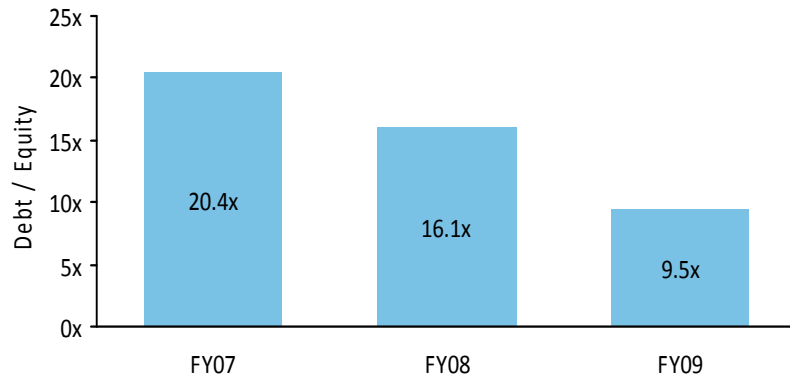
(1) Excludes Other Income of INR 4,043 mm (FY 09), 880 mm (FY 08) and 881 mm (FY 07)

(2) Represents profits after tax and minority interest (including other income). PAT margin computed on revenues (including other income)

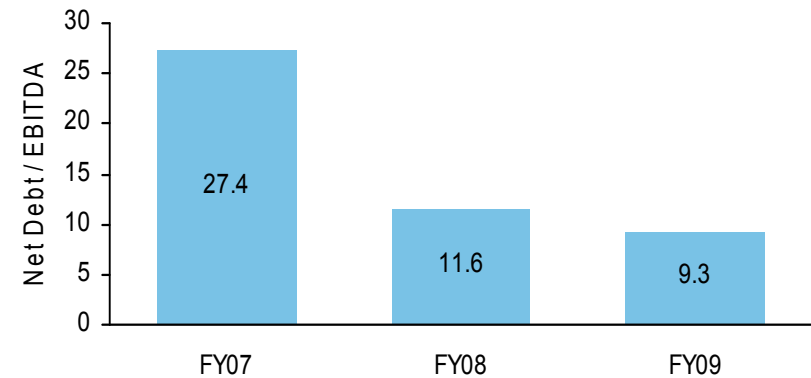
(3) Represents net cash from operating activities (post taxes and working capital changes)

Leverage and Returns Profile – AOL Consolidated

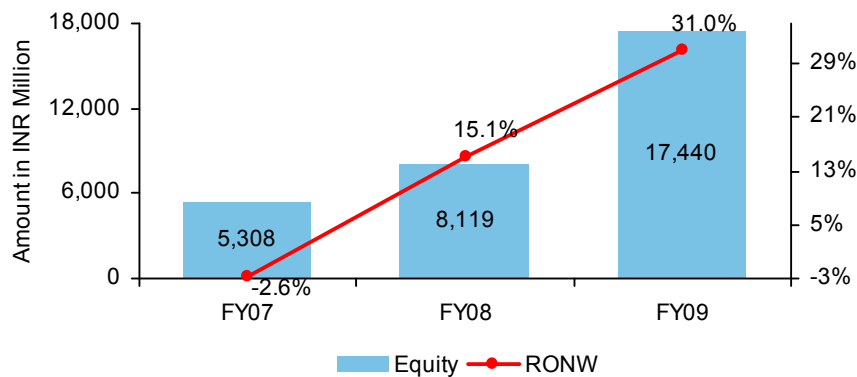
Debt to Equity (1,2)



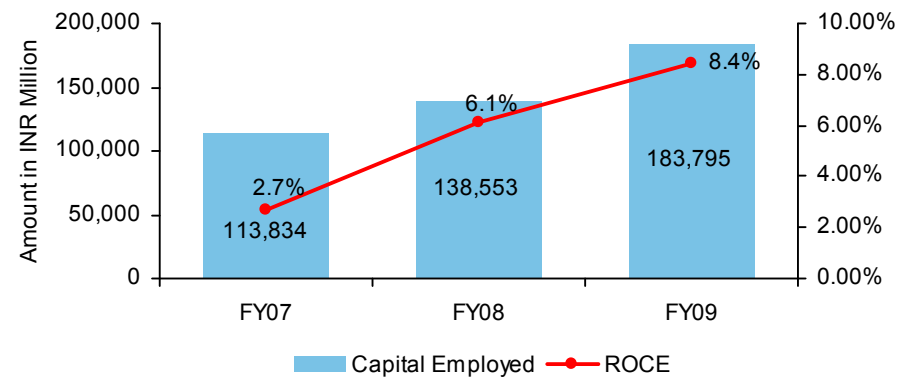
Net Debt to EBITDA



Return on Net Worth (RONW) (3,5)



Return on Capital Employed (ROCE) (4,5)



- (1) Equity represents Share Capital and Reserve and Surplus
- (2) Debt Includes Secured and Unsecured Loans
- (3) Return on Net Worth = PAT / Equity
- (4) Return on Capital employed = EBIT / (Equity + Loan Funds)
- (5) All figures are for financial year end

QIP 2009

Raised equity capital of Rs 698 Crores in November 2009 by way of a QIP

Subscribed to mainly by Indian mutual funds & FIIs

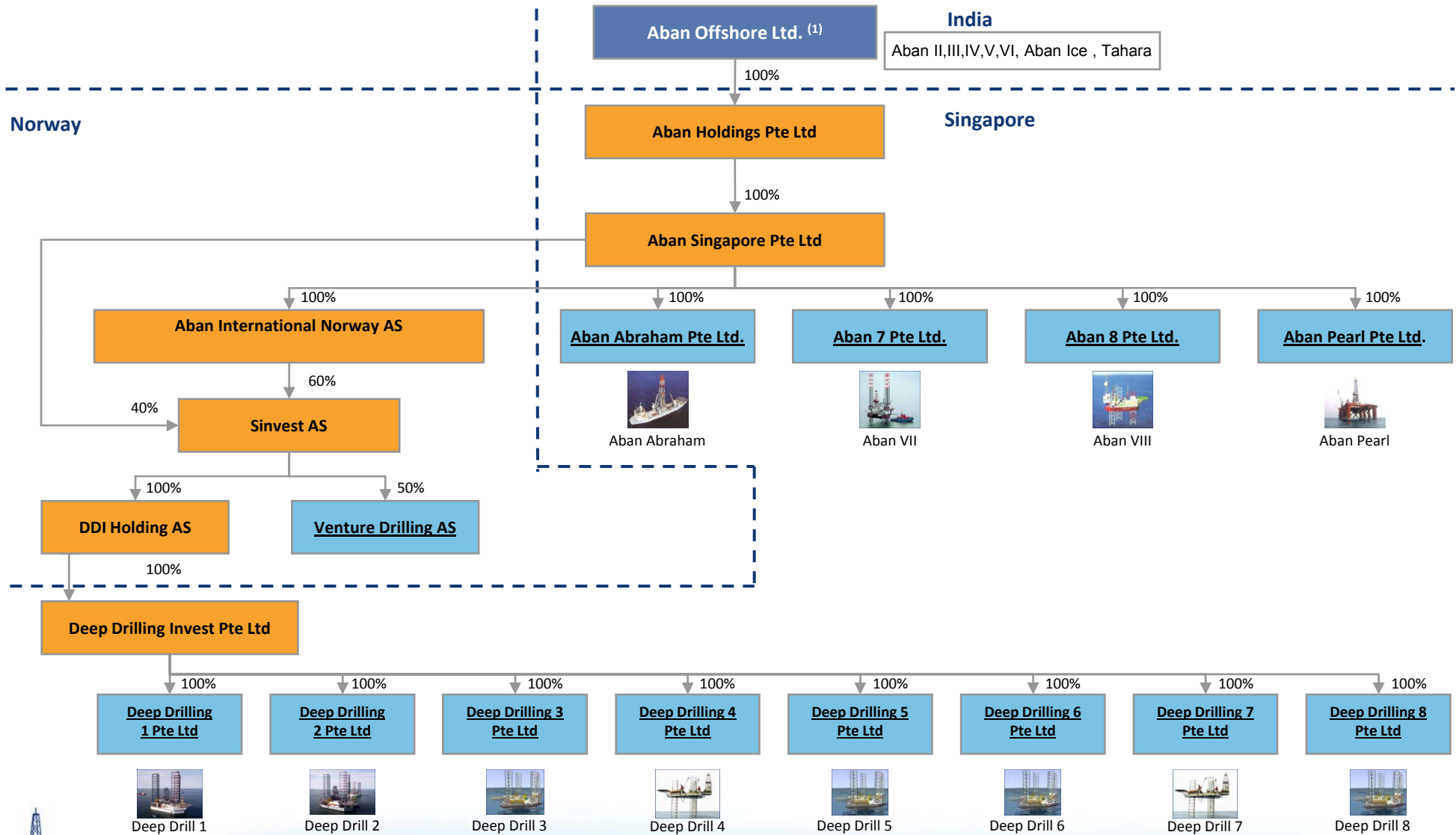
Strengthened the Balance Sheet significantly

Improvement in leverage ratios

Likely to boost the confidence of bankers



Group Structure



Note: Text underlined are rig owning companies

aban Aban Offshore Limited



Thank You